

O R B I T

The beginner's guide

ORBIT helps you check Solana meme coins before you buy. It looks at who holds the coin, whether the developer can cheat, how much money is in the market and what the price is doing — and explains it in plain words.

orbitonsol.com

No crypto experience needed — every term is explained

1 Crypto words in plain English
2 Install the app on your phone
3 Subscribe, pay & save your access code
4 Discover: finding coins
5 Reading a coin: holders & the chart
6 ORBIT Report: is this coin risky?
7 Wallet tracing & demo trading
8 Your 5-minute checklist & FAQ

1 Crypto words in plain English

You'll see these words all over ORBIT. Read this page once and the rest of the guide will make sense.

WORD	WHAT IT MEANS
Solana (SOL)	The blockchain these coins live on. SOL is its main currency — you use SOL to buy meme coins.
USDC	A "stable" coin that is always worth about $1. Good for paying because the price doesn't move.
Meme coin / token	A coin made for fun or hype (a dog, a joke, a trend). Anyone can create one in minutes, so most go to zero.
CA (contract address)	The coin's unique ID — a long code like DezX…B263. Many fake coins copy a popular name, so **always check by CA, never by name.**
Wallet	Your crypto account (e.g. Phantom). It also has an address. Every buyer of a coin is a wallet.
Price	What one coin costs right now. Meme coin prices are tiny (e.g. $0.00002) because there are billions of coins.
Market cap (MC)	Price × number of coins = how much the whole coin is "worth". A $50k MC coin is tiny and risky; a $50M one is bigger.
Liquidity (Liq)	The money sitting in the trading pool. It's what lets you **sell**. Low liquidity = you may not be able to sell without crashing the price.
Volume (Vol)	How much was bought and sold in 24 hours. High volume = lots of people trading.
Holder	A wallet that owns the coin. "Top 10 hold 40%" means ten wallets own 40% of all the coins.
Supply	The total number of coins that exist.
Dev	The developer — the wallet that created the coin.
Pool / bonding curve	The trading machine (not a person) that holds coins so people can buy and sell. ORBIT hides these from the holder list.
Dump	When big holders sell a lot at once and the price crashes.
Rug pull (rug)	A scam where the dev or insiders sell everything or remove the money, leaving buyers with worthless coins.
PnL	Profit and Loss — how much you made (+) or lost (−).
DYOR	"Do Your Own Research". ORBIT helps, but the final decision is always yours.

2 Install the app on your phone

ORBIT isn't in the App Store or Play Store — you add it straight from your phone's browser. It takes 30 seconds, it's free, and it always has the newest version.

📱 iPhone / iPad — use Safari

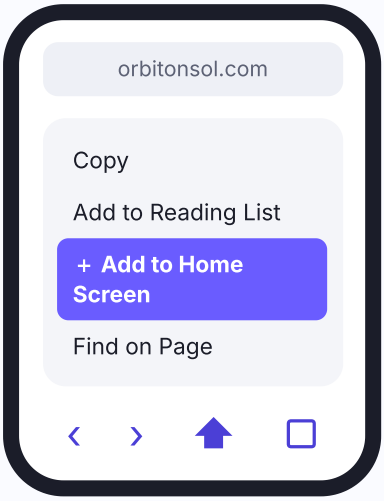

1. Open **Safari** (it must be Safari, not Chrome) and type **orbitonsol.com**
2. Tap the **Share** button — the square with an arrow pointing up, at the bottom
3. Scroll down the list and tap **Add to Home Screen**
4. Tap **Add** (top right)
5. Done! Open ORBIT from the new icon on your home screen

🤖 Android — use Chrome



1. Open **Chrome** and type **orbitonsol.com**
2. A banner "Install the ORBIT app" appears at the bottom — tap **Install**
3. No banner? Tap the three dots ⋮ (top right) → **Install app** or **Add to Home screen**
4. Tap **Install** again to confirm
5. Done! ORBIT is now with your other apps

💡 On a laptop you don't need to install anything — just open the link in Chrome, Edge or Safari.

3 Free vs Pro — and how to subscribe

What you get for free

The **top 3 coins** in Discover, with their full page (price, chart, holders). Great for trying ORBIT out.

What ORBIT Pro adds

- Every coin that passes ORBIT's checks, not just 3
- 🎯 **Near volume zone** list
- **Scan any coin** by pasting its CA
- 📋 **ORBIT Report** — a 0–100 safety score
- 👛 **Wallet tracing** — spy on what other wallets buy and sell
- 🎮 **Demo trading** — practise with 10 fake SOL

Price: $23 for 30 days. You pay in **USDC** (always ≈ $1) or **SOL**, on the Solana network. The exact amount is shown in the app.

Don't have crypto yet? Buy USDC or SOL on an exchange (e.g. Binance, Bybit, OKX) or in the Phantom wallet app, then follow the next page.

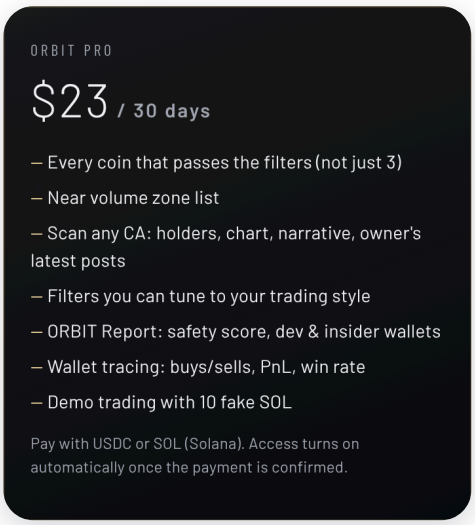

Official ORBIT wallet address (Solana)
`ADukwrnGbjfBPY9CSErNuog1LBibbkdnd9kpnbH5fjeY`
Quick check: starts with **ADuk**, ends with **fjeY**

⚠️ Only pay to the address above / in the app's **Subscribe** tab. ORBIT will never DM you asking for money or your wallet's secret words.

3 Pay & activate

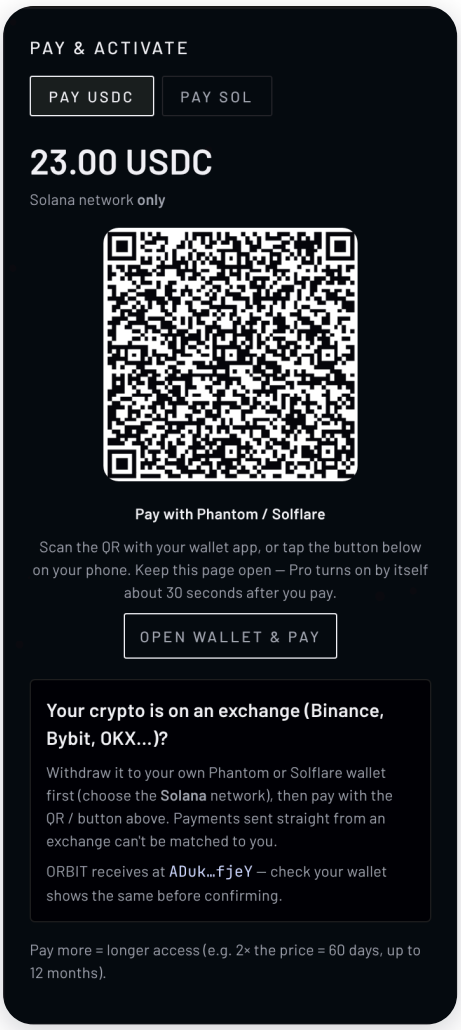

Open the ⭐ **Subscribe** tab and choose **Pay USDC** or **Pay SOL**. You pay from a Solana wallet app — **Phantom** or **Solflare** (both free).

Paying on your phone

1. Tap **Open wallet & pay**. Your wallet app opens with the amount already filled in.
2. Check the amount and that it's going to **ADuk…fjeY**, then tap **Confirm**.
3. Go back to ORBIT and **keep the Subscribe page open**. About 30 seconds later the tab turns into ✓ **Pro**. Done!

Paying from a laptop

Open ORBIT on the laptop, then use the **scan** button in your phone's Phantom/Solflare app to scan the QR code on screen. Confirm in the wallet and keep the laptop page open.

My crypto is on an exchange (Binance, Bybit, OKX…)

1. Install **Phantom** or **Solflare** and copy your wallet's Solana address (the "Receive" button).
2. In the exchange: **Withdraw** USDC or SOL to that address. **Network: Solana (SOL)** — not ERC20, BEP20 or TRC20.
3. Send a little extra to cover the wallet's network fee (about 0.01 SOL).
4. When it arrives in your wallet, pay with the steps above.

Why not pay straight from the exchange? ORBIT links each payment to your browser with a private code inside the QR. Exchanges can't include it, so ORBIT couldn't tell the payment is yours.

> ⚠️ Pay and activate on the **same device/browser**, and don't close the Subscribe page until it says ✓ Pro (if you do, just reopen it within 72 hours on the same browser).

3 Save your access code

There's no username or password. Instead, ORBIT gives you an **access code** — think of it as your membership card. Keep it safe.

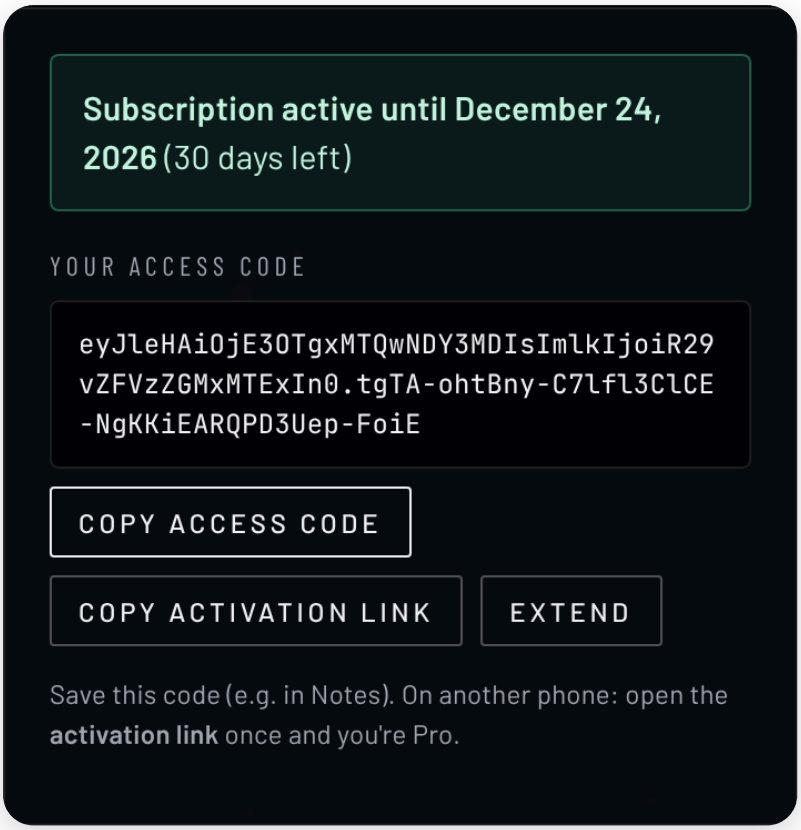

1. Tap **Copy access code** and save it in your Notes app (or send it to yourself).
2. **Got a new phone or laptop?** Tap **Copy activation link**, send it to that device and open it — Pro switches on straight away.
3. Or on the new device: ⭐ **Subscribe** tab → **Already subscribed? Enter your access code** → paste → **Enter**.

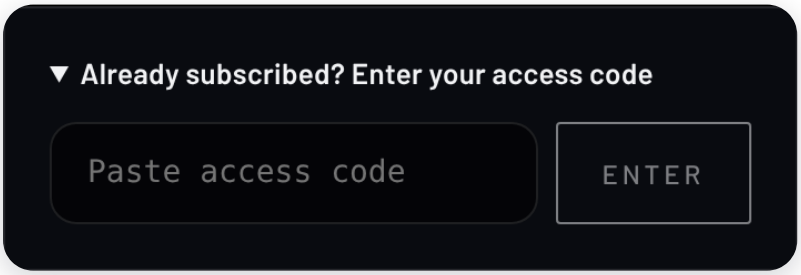

⚠️ Don't share your code or link — anyone who has it gets your Pro until it expires.

4 Discover: finding coins

Every minute, ORBIT collects the Solana coins that are getting attention on DexScreener and runs safety checks on each one. Coins that pass get a green ✓ **Okey**.

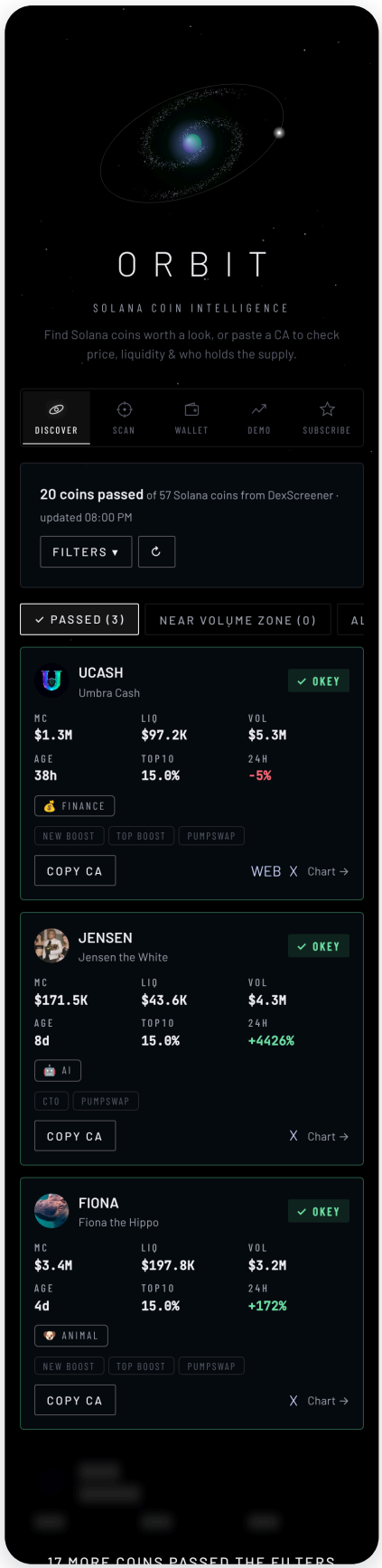

How to read a coin card

MC	Market cap — how big the coin is.
Liq	Money in the pool. More = easier to sell.
Vol	Trading in the last 24 hours.
Age	How long the coin has existed (m = minutes, h = hours, d = days).
Top10	% of all coins owned by the 10 biggest wallets. Lower is safer.
24h	Price change today. Green = up, red = down.
Tags	The coin's theme (🤖 AI, 🐶 Animal…) and where it trades.

The three lists

- ✓ **Passed** — coins that passed every check.
- 🎯 **Near volume zone** — coins whose price is back at the level where most people bought and sold recently. Traders watch these levels because the price often reacts there. (Explained on the chart page.)
- **All** — every coin, including failed ones, with the reason it failed (e.g. "Top 10 41%", "Mint active").

> 💡 **Filters** lets you make the checks stricter or looser. Beginners: keep the defaults — they were chosen to avoid the most obvious traps.

Tap any card to open the coin's full page. **Copy CA** copies the coin's ID so you can paste it into your wallet to buy.

5 Reading a coin: who owns it?

When you open a coin, the most important question is: **can a few people crash the price?** The **Top holders** list answers that.

- Each row is a wallet and the **% of all coins** it owns.
- ORBIT hides pools and bonding curves (the trading machines), so you only see real people.
- **DEV** = the creator. **NEW** = a wallet only a few days old. **SILENT** = a wallet that has almost never been used. Lots of NEW/SILENT wallets near the top often means the dev split their coins across fake wallets to look innocent.
- Tap any wallet to **trace** it (see what else it trades).

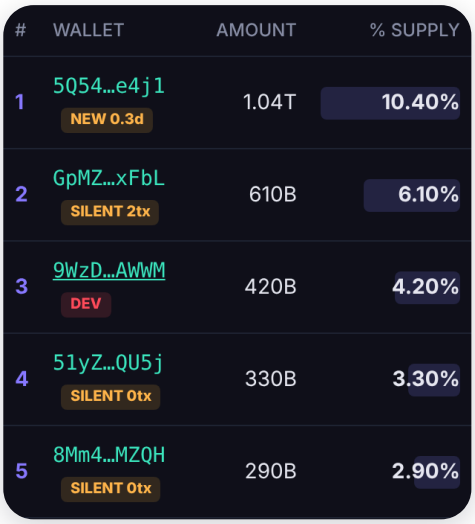

🟢 **Good signs**

- Top 10 hold under 30%
- No single wallet above 5%
- Dev holds little or nothing
- Top holders are old, active wallets

🔴 **Warning signs**

- Top 10 hold over 30% (red box)
- One wallet holds 10%+
- Several NEW / SILENT wallets at the top
- "Mint" or "Freeze authority ACTIVE"

About this coin

Shows the coin's **narrative** (its theme or story — AI, animal, politics...), the dev's description, links to its **website, X and Telegram**, and when the team **last posted**: 🟢 Active (today) · 🟠 Quiet (this week) · 🔴 Silent (over a week). A coin with no socials, or a team that went quiet, is a red flag.

5 Reading the chart (for total beginners)

Candles

Each little bar ("candle") is one period of time — 15 minutes when **15m** is selected. **Green** = price went up in that period, **red** = it went down. The thin lines show the highest and lowest price reached.

Volume bars (bottom)

How much was traded in each period. Tall bars = lots of action. The **orange** bar is the busiest moment.

The lines ORBIT draws for you

- **High** — the top price in this period. If the price is far below it, buyers at the top are losing.
- **Low** — the bottom price. Prices often bounce or break here.
- **Volume zone** (dotted) — the price range where **most trading** happened. Think of it as the coin's "popular price". When the price comes back to it, many traders watch for a bounce or a break.

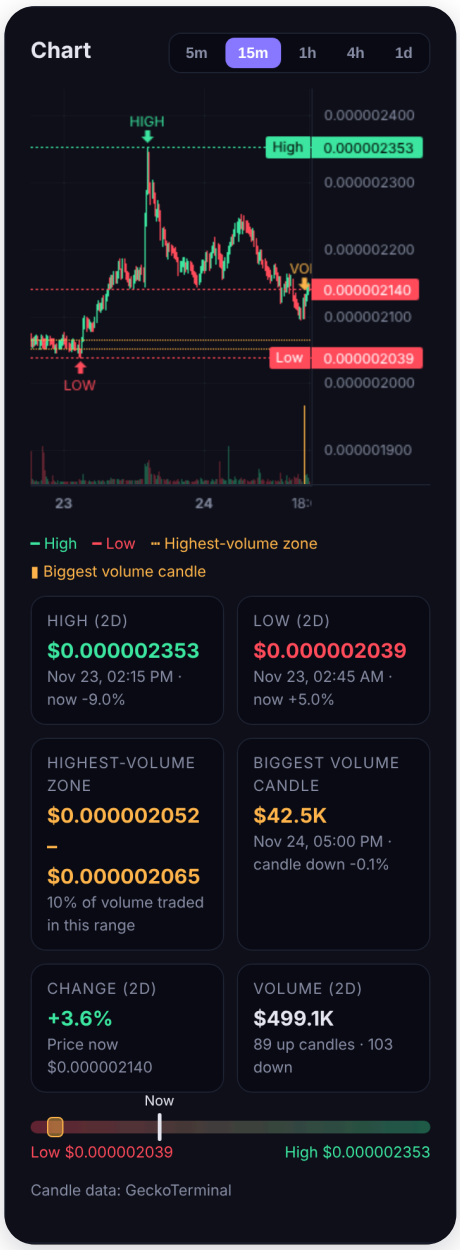

The boxes under the chart

They spell out the same thing in words: the high and low (and how far the price is from each), the volume zone, the biggest candle, total change and volume. The **Now** bar shows where today's price sits between the low and the high.

> 💡 Switch the time buttons: **5m** = last 24 hours in detail, **1d** = the last year. Start with **1h** to see the past week.

> ⚠️ A chart that shoots straight up and then falls 90% in one red candle is a typical **rug pull**. Stay away.

6 ORBIT Report: is this coin risky? (Pro)

At the top of every coin page, ORBIT gives a **safety score from 0 to 100** and lists what it found, worst first.

- 75–100 Low risk — no big red flags found.
- 50–74 Medium risk — some warnings, be careful.
- 0–49 High risk — serious problems. Most beginners should skip it.

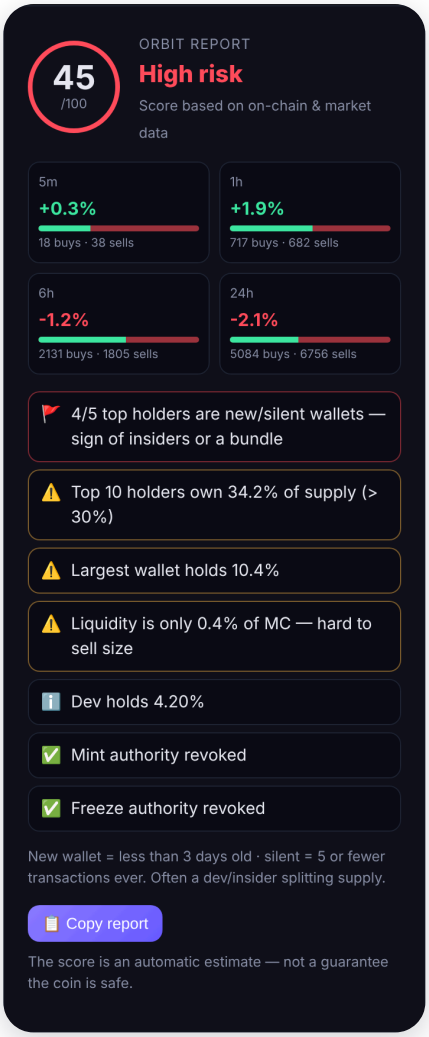

What the warnings mean

🚩 **Mint authority ACTIVE**	The dev can create more coins anytime — your coins would be worth less.
🚩 **Freeze authority ACTIVE**	The dev can lock your coins so you **can't sell**.
⚠️ **Top 10 own > 30%**	A few wallets could dump and crash the price.
⚠️ **Dev still holds X%**	The creator can sell on buyers at any time.
🚩 **New/silent top holders**	Likely the dev or insiders hiding behind fresh wallets ("bundle").
⚠️ **Low liquidity vs MC**	Not much money to sell into — big sells crash the price.
⚠️ **Very new coin**	Under 1 hour old — anything can happen.
⚠️ **Sell pressure**	More people selling than buying in the last hour.
🚩 **Down 70%+ in 24h**	Possibly already rugged or dumped.
⚠️ **No socials / silent owner**	No website, X or Telegram, or the team stopped posting.

The 4 small boxes show **buys vs sells** for 5 minutes, 1 hour, 6 hours and 24 hours — the green part of the bar is buyers. 📋 **Copy report** gives you the whole report as text to share with friends.

> ⚠️ A high score doesn't mean the coin will go up. It only means ORBIT didn't find the usual scam signs.

7 Wallet tracing: what are others doing? (Pro)

Every trade on Solana is public. Wallet tracing reads a wallet's recent trades and turns them into a simple report card.

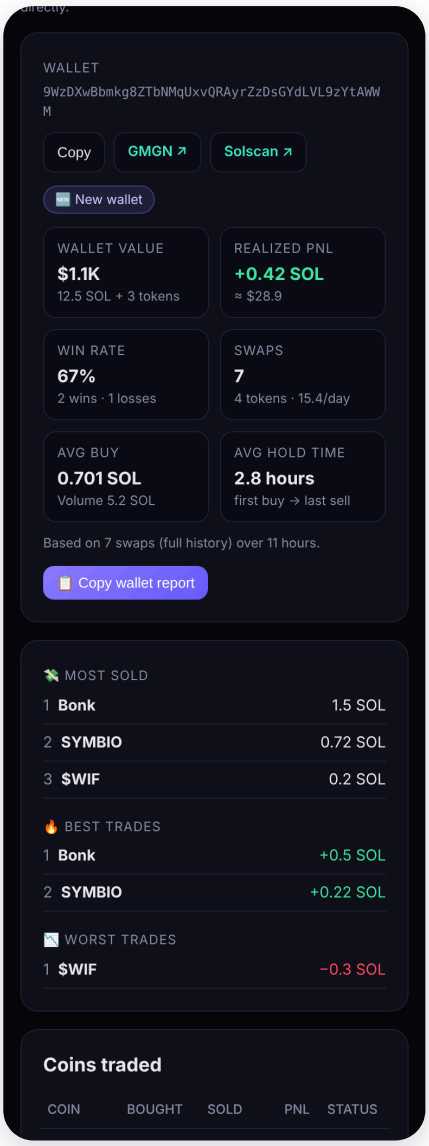

How to use it

1. On a coin page, tap any wallet in **Top holders** — or paste any wallet address in the 👛 **Wallet** tab.
2. Wait 10–20 seconds while ORBIT reads its last 300 transactions.

What you'll see

Wallet value	Everything the wallet holds, in dollars.
Realized PnL	Profit or loss from coins it already sold.
Win rate	% of coins it sold for a profit. 60%+ is very good.
Avg hold time	How long it usually keeps a coin before selling.
Most sold	The coins it sold the most of — e.g. a big holder that is **selling** the coin you're looking at.
Coins traded	Each coin: bought, sold, profit and status 🟢 Holding / 🟠 Partial / ⚪ Exited.

Labels

🐋 **Whale** — over $100k · 🔥 **Profitable trader** · 📉 **Heavy losses** · 🤖 **Bot** — trades too fast to be human · ⚡ **Scalper** — sells within 30 min · 💎 **Long holder** — holds over a day · 🆕 **New wallet** — under 3 days old

> 💡 Beginner use: before buying, trace the top 3 holders. If they are **bots** or have **sold most** already, think twice.

7 Demo trading: practise with fake money (Pro)

The best way to learn without losing money. You start with **10 fake SOL**, and coins are bought and sold at the **real** live price.

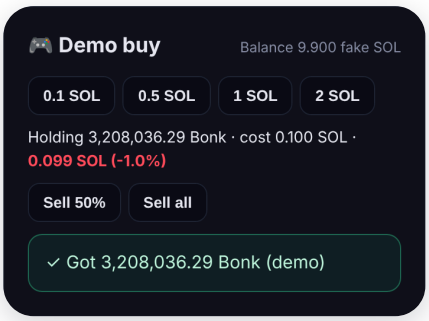

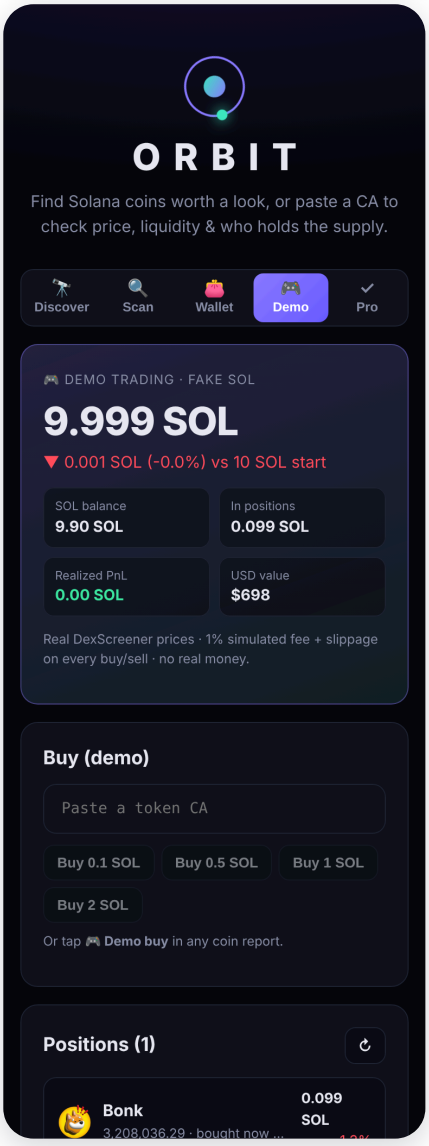

Try your first trade

1. Open any coin (from Discover, or paste a CA in Scan).
2. In the 🎮 **Demo buy** box, tap an amount, e.g. **0.5 SOL**. You now "own" that coin.
3. Open the 🎮 **Demo** tab. Your position shows its value now and your profit/loss in %, updating every 15 seconds.
4. When you're ready, tap **Sell 25%**, **Sell 50%** or **Sell all**. Your result appears in History.
5. Lost everything? Tap **Reset demo** to start again with 10 SOL.

Why does my trade show −2% straight away?

Real trades cost a little: a network fee and **slippage** (the price moving slightly while your order fills). The demo copies this with a 1% cost when you buy and when you sell — so a coin must rise about 2% before you're in profit. Same as real life.

> 💡 Practise a simple rule for a week: e.g. "only buy coins with a score of 75+, sell half at +50%, sell all at −30%". See if it works before using real money.

The demo is saved on your phone only. Changing phones or clearing your browser starts a fresh demo.

8 Your 5-minute checklist before buying any coin

Do these steps every single time. It takes five minutes and avoids most scams.

1️⃣ **Check the CA, not the name.** Copy the CA from a trusted source (the project's own X or Telegram) and paste it into **Scan**. Fake coins use the same name.

2️⃣ **Look at the ORBIT Report score.** Beginners: stick to **75+**. Read every 🚩 and ⚠️ line. Any "Mint" or "Freeze authority ACTIVE" = don't buy.

3️⃣ **Check the holders.** Top 10 under 30%, no single wallet over 5%, not many NEW/SILENT wallets, dev holding little.

4️⃣ **Check the money.** Liquidity at least $10k and at least 5% of market cap, and real volume today.

5️⃣ **Look at the chart.** Avoid coins that just shot up vertically (you'd be buying the top) or just crashed 70%+. Notice where the volume zone is.

6️⃣ **Check the team.** Website, X or Telegram exist, and they posted recently (🟢 Active).

7️⃣ **Practise first in Demo.** Then, only with real money you can afford to lose completely. Decide your exit (profit and stop-loss) **before** you buy.

⚠️ Even a coin that passes every check can still go to zero. Meme coins are gambling-level risky. ORBIT reduces the chance of obvious scams — it can't predict the price.

8 FAQ

I paid but Pro isn't on?	Reopen the **Subscribe** tab on the same phone/browser you paid from and wait 1 minute — it checks again automatically. Still nothing? WhatsApp the admin with the Transaction ID from your wallet.
I sent straight from an exchange.	ORBIT can't match exchange payments automatically. WhatsApp the admin with the Transaction ID and we'll sort it out.
New phone / browser cleared?	Open your activation link, or enter your access code in the Subscribe tab.
My subscription ended.	The tab changes from ✓ Pro to Subscribe. Pay again for another 30 days.
Does "✓ Okey" mean I should buy?	No. It only means the coin passed basic data checks. ORBIT never tells you what to buy.
Why are some numbers "—" or "?"	The data isn't available yet (very new coin) or happened before the period ORBIT reads.
X posts don't show?	X blocks automatic reading. Tap the X link to see the profile yourself.
How do I actually buy a coin?	Tap **Copy CA**, then in your wallet (Phantom/Solflare) or in Jupiter/GMGN/Photon paste the CA and swap. The **Buy on...** buttons open those sites directly.



Need help? WhatsApp ORBIT admin

+60 11-1489 2341

wa.me/601114892341

ORBIT is a data analysis tool, **not financial advice or a signal service**. Crypto is very risky — you can lose all of your money. Never share your wallet's secret recovery phrase with anyone. Subscription payments are non-refundable.